

Reykjavik, November 18th 2018

Mr.

Welfare Committee

Icelandic Parliament

Present

Of my consideration,

Due to the high degree of interest on my part to better represent the experiences that I have as an immigrant in Iceland, I considered it necessary to include within my presentation data of first degree immigrants whose sociocultural contexts could contribute to the discussion of project creation "Information Office for the Immigrant".

This is due to the understanding that there are different realities of entry into Iceland, which would lead to various forms of insertion into the community where they carry out their daily tasks. Therefore, and despite the short time of preparation, I made a survey based on general questions to be able to have a systemic view of the immigrant context currently present in the country.

The survey was made with three main sections, the first general information, the second on citizen participation and the third focused on the creation of the project. Given the greater use of social networks, it was made based on google docs, which facilitated the reception of answers and graphs for further analysis.

It consisted with a total of 118 respondents, from 52 countries, who participated for just over 48 hours. What in advance gives a positive perspective regarding the interest generated by this project.

I would like to thank the opportunity to participate in this session of the Welfare Committee and express my willingness to collaborate in what you consider necessary in the future.

Best regards,



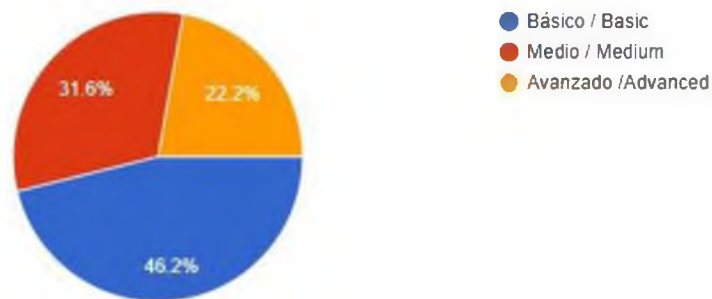
Nura G. Silva Sarmiento
Master of Heritage Studies
Tourism and Cultural Manager
Bachelor in Tourism and Culture

General information

As previously mentioned, this survey has a universe of 118 participants from 52 countries. The average of years of stay of the respondents is of 7 years, which is distributed in the time intervals of 1 to 21 years. Where 46.2% have a basic level of the language.

Nivel de dominio del idioma Islandés / Level of language proficiency Icelandic

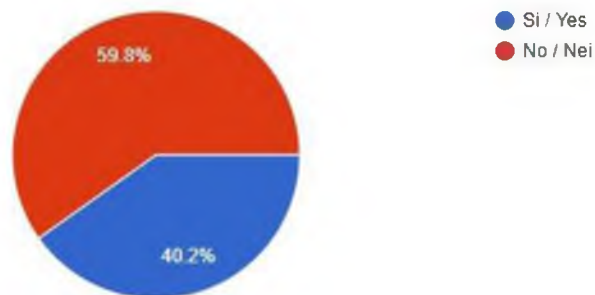
117 respuestas



Citizen participation

¿Participas en alguna agrupación social?/ Do you participate in any social group?

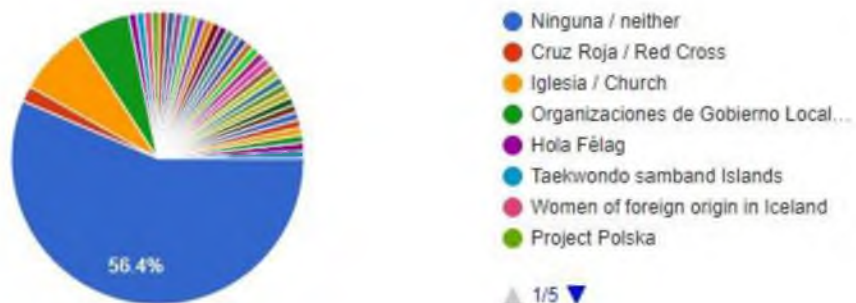
117 respuestas



About 60% of respondents do not participate in any social group. The remaining 40% is carried out in religious, sports and social institutions such as Red Cross, WOMAN, youth group, Karate / Taekwondo.

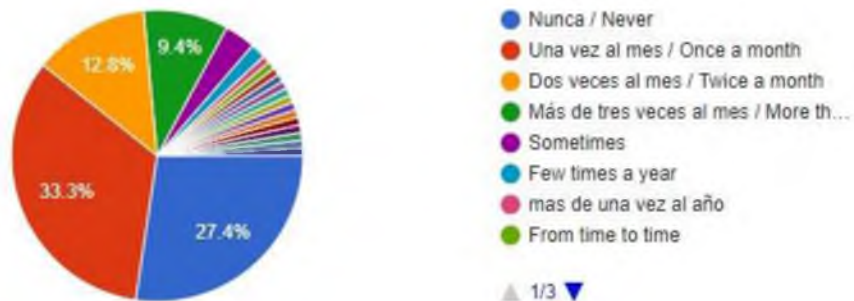
¿En qué organización participas?/In what organization do you participate?

117 respuestas



¿Con cuanta regularidad asistes a eventos culturales de tu ciudad?/ How often do you attend cultural events in your city?

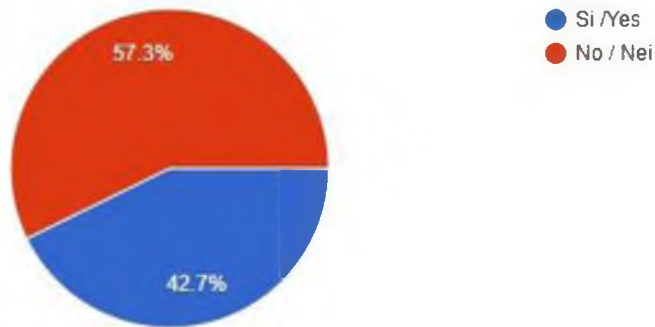
117 respuestas



The 33.3% of them participate once a month in cultural events, the percentages decrease with increasing number of times in the month to perform this activity. And 27.4% never attend activities of this type.

Te has sentido integrado a la comunidad islandesa /You have felt integrated to the Icelandic community

117 respuestas

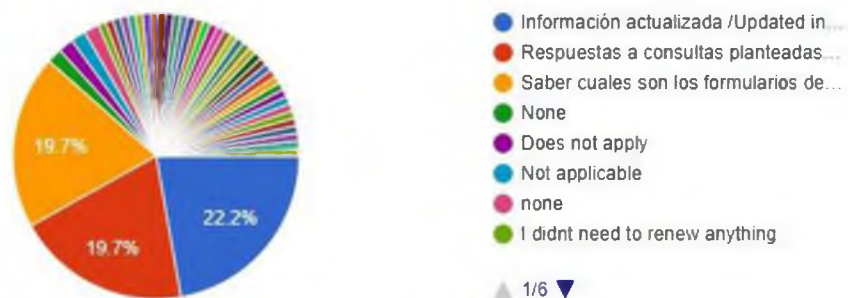


The 57.3% of the respondents do not feel integrated into the Icelandic community, which may be due to the previous indicators, for example, the lack of language proficiency and the low participation of cultural and social life.

About creation of Project "Office of Information for the Immigrant"

En los procesos que has tenido que realizar para renovación de visas ¿Qué ha sido lo más difícil de obtener? / In the processes that you have had to carry out for the renewal of visas, what has been the most difficult to obtain?

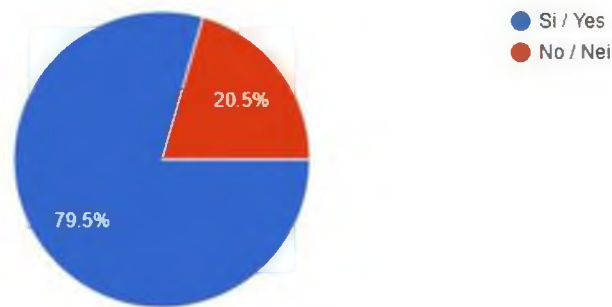
117 respuestas



The most difficult thing for immigrants to obtain is to have up-to-date information (22.2%), answers to queries and know which are the correct application forms (19.7%).

¿Crees que con la creación de la Oficina de Información para Inmigrantes se hará más fácil tus procesos de inserción a la comunidad? /Do you think that with the creation of the Information Office for Immigrants your processes of insertion into the community will be easier?

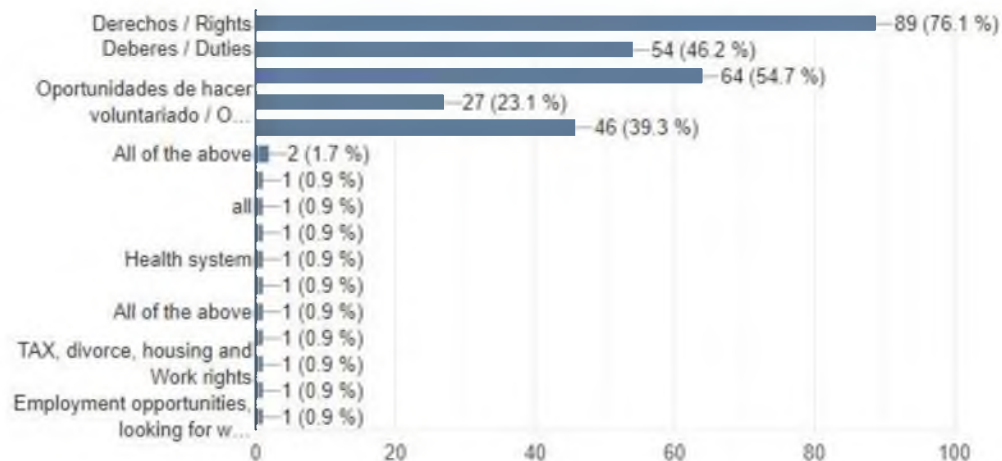
117 respuestas



The implementation of the Project has almost 80% approval, even more considering that it can become a connective node to articulate not only basic aspects of information relevant to immigrants, but also an institution that facilitates the processes of insertion into a new culture. Especially considering that in the last 5 years (2012 with 617 -2017 with 7.888), there has been a significant increase in the immigrant population of an average of 1,454 people per year¹.

¿Cual de todas estas opciones de información es más relevante para ti? / Which of these information options is most relevant to you?

117 respuestas



The most relevant information to be obtained by respondents, based on multiple-choice answers, is that related to Rights (76.1%), Benefits (54.7%), Duties (46.2%), Opportunity to generate work networks (39.3%), volunteer opportunities (23.1%).

¹ See: <https://statice.is/statistics/population/migration/external-migration/>